



Five Senses

*By: Yaira Lopez
ECE 211-091L*




My Five Senses

This curriculum is part of the Pre-K for All program. It helps children understand and explore the world through their senses of smell, taste, touch, sight, and hearing.

Children naturally explore the world around them through their senses. In this unit we support cognitive and language development by encouraging children to observe things in their immediate environment and begin to describe them in detail.

There is a focus on developing the Physical Development and Health Skills, throughout the unit, children will use their senses to assist and guide learning. Children will demonstrate awareness and understanding of safety rules.

There is also a focus on Social and Emotional Development, throughout the unit, children will work together to understand and follow directions and rules.



Subtopic 1: My Five Senses

Goals:

Students will: (1) Learn their five senses: hearing, sight, smell, touch and taste, (2) Explore and touch different textures, (3) Use their gross and fine motor skills to walk and write.


Activities:

1. My Five Senses: We will read the book, “My Five Senses,” then the children will create a paper doll with their five senses. It can be a doll that looks like them or a new creation of their own. The doll must have ears, eyes, nose, hands/feet. Once the doll is created tables will then go on the dolls.
2. Sensory Sorting: Read once again, “My five Senses,” and after the kids will explore different objects and sort them out based on their senses. In each pin there will be a different object and they will have to sort it out by how it feels, smells, or taste.
3. Sensory Walk: We will read the book, “The Magic School Bus: Explores the Senses,” then the children will explore different texture with their little feet. This is an activity that we will do at the park. There will be big bins for the children to step in and they will describe what they feel. The bins will have sand, rocks, shaving cream, grass, and sticks.

Books:

My Five Senses - Aliko

The Magic School Bus Explores The Senses - Joanna Cole & Bruce Deger



Subtopic 2: Do You Hear That?

Goals:

Students will: (1) explore new sounds, (2) be able to make their own sounds through music, (3) exercise their listening skills



Activities:

1. Guess The Sound: We will read the book, “Sounds All Around,” after the children will listen to an audio and describe the sound they hear. This audio will have different sounds from vehicles, animals, and people.
2. Let's Shake The Maraca: We will read the book, “What Can I Hear?” after the children will play around with some instruments, after they are done exploring I will give instructions on how we can make a maraca. The children can decorate however they want and use as many beads or rice grains they want to create their own unique sound. At the end they can decide if they would like to share with the class what they have made and the sounds it makes.
3. Simon Says: I will be instructing the children on what simon says. “Simon says clap your hands”, “Simon says touch your feet”, “sit down”. The children will have to listen careful to see what Simon is saying.

Books:

What Can I Hear? - Annie Kubler

Sounds All Around - Susan Hughes



Subtopic 3: My Little Eye

Goals:


Students will: (1) be able to use their fine and gross motor skills to walk and draw, (2) be able to explore their own creativity, (3) improved their visual memory.

Activities:


1. Explore With The Magnifying Glass: We will read the book, “What Can I See?” after as a class we will take a walk to the park and the children will explore nature with a magnifying glass.
2. Can You Do It?: We will read the book, “From Head To Toe,” and as we read the children will look at different animals and see if they can copy the animal poses as it is in the book.
3. I See Me: The children will look at themselves in a mirror as they make a portrait of themselves. This activity will be done with water paint. But they will first have to use a black market for the outline of their portrait then color in with the waterpaint.

Books:


From Head To Toe - Eric Carle



Can You See It - Susan Verde



What Can I See? - Annie Kubler



Subtopic 4: I Smell...

Goals:

Students will: (1) learn how we use smell to learn about our environment, (2) explore more with their emotional skills (with different scents, they can learn to identify and express their emotions), (3) Use their gross motor skills by using their hands, (4) explore more with their language development as they will describe more of what they smell.

Activities:

1. Smell The Flower: We will read the book, “Sniff, Sniff a Book About Smell,” after the children will smell different types of flowers like roses, sunflowers, lavender, daisies, etc. They will describe what they smell, does it smell good or bad? They will later classify the flowers from least favorite to most favorite.




2. Sniff And Match: We will read the book, “Pete the Cat and the Mysterious Smell,” after the children will be able to go a sniff different random things and try to match it to what it suppose to be.

3. Scented Playdough: The children will play with playdough and try to guess the scent it is. The children will also have the chance to get some plain playdough and they can add food coloring and oils to create their own scented playdough.

Books:

Sniff, Sniff A Book About Smell - Dana Meachen Rau

Pete the cat and the mysterious smell - Kimberly and James Dean



Subtopic 5: What Does It Taste Like?

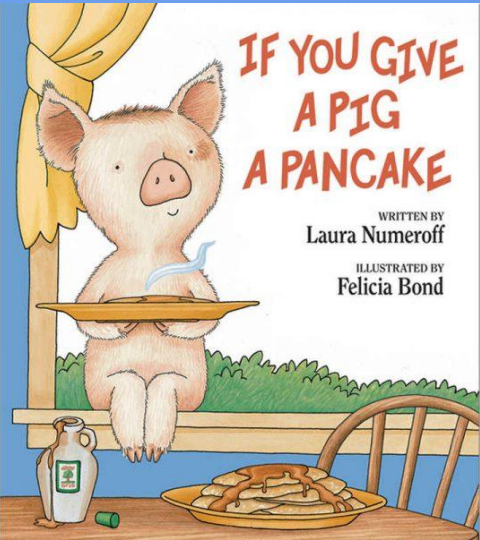
Goals:

Students will: (1) be able to explore different types of taste, (2) will be able to bake and be creative, (3) be able to learn how to describe different type of flavors (new vocabulary), (4) learn basic math and measurements.

Books:


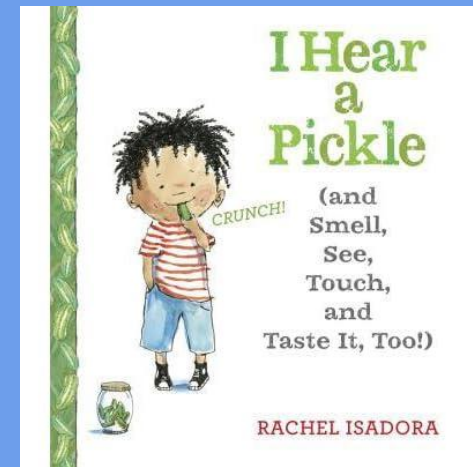
I Hear A Pickle (and Smell, See, Touch, and Taste It Too) - Rachel Isadora

Mmm, Cookies! - Robert Munsch



Activities:

1. Let Me Taste That Pickle: We will read the book, “I Hear a Pickle (and Smell, See, Touch, and Taste It, Too!)” then the children will have a chance taste different types of pickles and explore their taste buds.
2. Baking Cookies: We will read the book, “Mmm, Cookies!” then the children will have the chance to make their own chocolate chip cookies.
3. Taste Test: Children will have the opportunity to taste different snacks from different cultures. They can share and learn about their classmates favorite foods.



5 SENSES



SMELL



SIGHT



TOUCH



HEARING



TASTE