

We Have Five Senses

CURRICULUM WEB PRESENTATION

BY TIFFANY ONODY





What are the five senses?

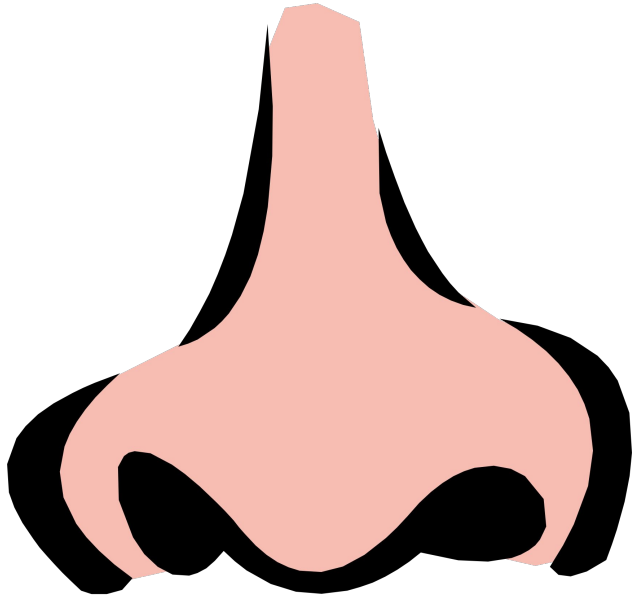
- Taste
- Smell
- Sight
- Touch
- Hear

TASTE




Have you ever wondered why sometimes you taste something and it can either go really good or even really bad? It's your tongue and the roof of your mouth are covered with thousands of tiny taste buds. When you eat something, the saliva in your mouth helps break the food down. This provides your taste buds with a message to your brain telling you what flavors you are tasting.

SMELL



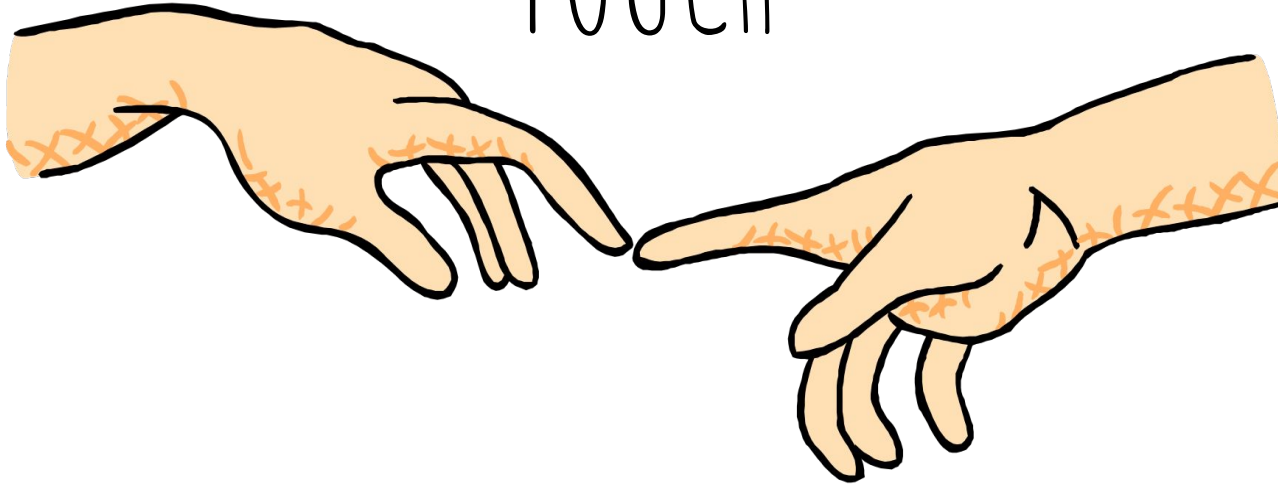
The nose is the body's primary organ of smell and also functions as part of the body's respiratory system. Air comes into the body through the nose. As it passes over the specialized cells of the olfactory system, the brain recognizes and identifies smells. Hairs in the nose clean the air of foreign particles.

SIGHT



From the moment you wake up to the time you go to sleep, your eyes are like a video camera. Everything you look at is sent to your brain for processing and storage. Sight is the most complex of the five senses.

TOUCH



The other four senses are located to a specific body part, but the sense of touch is found all over. Touch can be found from head to toe. Your hands can also be to grab and hold things.

HEAR



The middle of your ear is an air-filled cavity that turns sound waves into vibrations and delivers them to the inner ear. Your ears serve as two very important purposes. Your ears also helps you to hear sounds as well as to help your balance.



We Have Five Senses

Children will continue to learn through play of exploration with an exciting topic focused on “We Have Five Senses” Together children will explore, investigate, and understand themselves and our world. Children naturally will explore the world around them through each of their sense. In this Unit, children will focus on developing the Physical Development and Health Skills described in Domain 2. Using their senses to assist and guide learning throughout play. Children will demonstrate increasing awareness and understanding of safety rules. Children will also learn to identify what senses they are using in certain activities provided. Children will be engaged, and informative. Literary texts provide opportunities for exploring content, expressing ideas using one’s imagination, and critical thinking that are enhanced through multiple readings, songs and activities.





APPLE ORCHARD

Activity:

1. Apple Orchard -
Dramatic Play Center - Pretend Play
 - Children will help each other create an Apple Orchard. Children will create menus out of paper, writing tools like pencils, markers, and crayons.
 - Children will also have jobs at the Apple Orchard, customers, cashier, apple picker, cook.

Book:

- Apple Picking Day! by Candice F. Ransom



APPLE ORCHARD



Activity:

2. Apple Paint Tree Art Center - Creativity

- Children will replace their paint brushes with apples. The apples will be sliced thick for children to get a better grip to the apple when painting.
- Children will create an apple tree using the colors of green, red, yellow, and brown.

Book:

- The Apple Pie Tree by Zoe Hall





APPLE ORCHARD

Activity:

3. Apple Test Tasting
Math Engagement - Food & Fun
 - Children will apple test red, yellow, and green apples and pick what's their favorite apple.
 - Children will create an apple chart. Children will be able to put their name under what apple color they liked the most. After children will use their math skills and count what apple has more likes.

Book:

- Johnny Appleseed by Jodie Shepherd



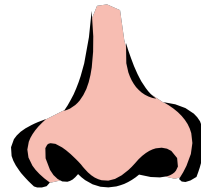

SMELL SWATCHES

Activity:

1. Dinner Time
Art Center - Creativity
 - Children will decide what their favorite meal or food is and create it on a paper plate using materials in the art center.
 - Children will use paper plates, glue, writing tools. They will use their fine motor skills to use scissors or rip the paper with their hands.

Book:

- Llama Llama Yum Yum Yum
By Anna Dewdney




SMELL SWATCHES

Activity:

2. Homemade Spice Paint
Art Center - Painting
 - Children will use food ingredients to paint and be creative. Children will be able to paint the food they smell when painting.
 - Children will use their nose to smell all the different spices on their paint brushes.

Book:

- Sniff, Sniff: A Book about Smell
by Dana Meachen Rau



SMELL SWATCHES


Activity:

3. Homemade Smelling Sensory Bottles Science Center - Sensory Play

- Children will use their nose to guess the smell in each bottle.
- Children will use the caddy that contains paper and jumbo crayons/pencils to draw what they smell.

Book:

- You Smell by Mary Elizabeth Murphey



EXPLORING WHAT WE SEE

Activity:

1. Toilet Paper Binoculars

Art Center - Creativity / Fine Motor Skills


- Using two toilet paper rolls, children will create their own binoculars.
- Children will use loose materials, glue, scissors, writing tools and toilet paper rolls.



Book:

- Brown bear, brown bear, what do you see? By Bill Martin Jr.
-

Bill Martin Jr / Eric Carle



EXPLORING WHAT WE SEE

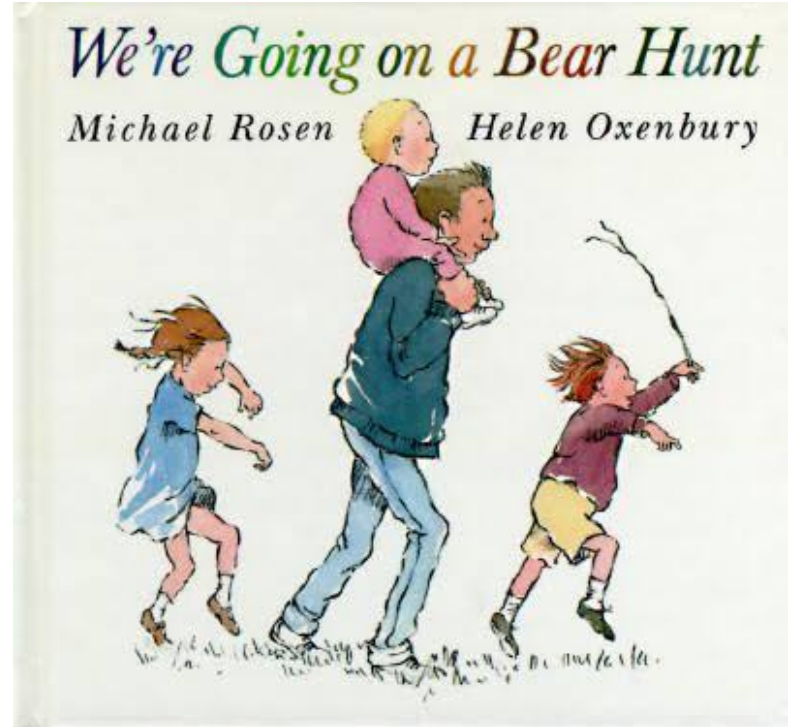
Activity:

2. Bear Hunt
Construction Play - Music & Movement
 - Children will use their toilet paper binoculars they made and use during music and movement time.
 - Children will react the song & book in their own version.

Song & Book

- We're going on a Bear Hunt

By Michael Rosen



EXPLORING WHAT WE SEE

Activity:


3. Who Am Eye?

Memory Game - Thinking Skills

- Children will be in a large group playing an memory game on whose eyes are who.
- Children will use their thinking skills.

Book:

- The Eye Book by Dr. Seuss



TOUCHABLE TEXTURES

Activity:

1. Finger Paint


Art Center - Sensory play

- Children will replace the paint brushes with their hands.
- Children will be creative and see what they can make when painting with their hands.



Book:

- See, Touch, Feel by Roger Priddy



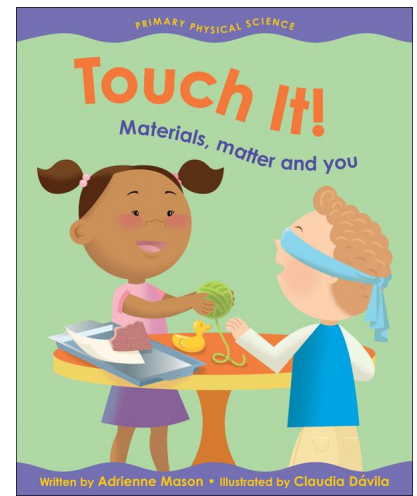
TOUCHABLE TEXTURES

Activity:

2. Guess What's inside the Box?
Memory Game - Imagination
 - Children will use their hands and imagination to think what's inside the box.
 - Children will take guess to figure it out by helping each each and giving clues.

Book:

- Touch it by Adrienne Mason



TOUCHABLE TEXTURES

Activity:


3. Texture Collage

Art Center - Sensory Play - Thinking Skills

- Children will use different texture lose materials to feel each one.
- Children will make a collage with all lose materials in art center.
- Children will identify what each material feels like.

Book:

- That's not my Unicorn" By Usborne



NAME THAT SOUND

Activity:


1. Sound Shakers

Art Center - Sensory Play - Creativity Skills

- Children will use paper plates to create their own sound shaker instrument
- Children will decorate the plate, color and add materials to plate.

Book:

- "The Listening Walk" By Paul Showers



NAME THAT SOUND


Activity:

2. What do you Hear?
Music & Movement

- Children will use different instruments when listening to the book Polar Bear, Polar Bear what do you hear?
- Large Group activity

Book:

- Polar Bear, Polar Bear what do you hear? by Bill Martin, Jr.



NAME THAT SOUND

Activity:

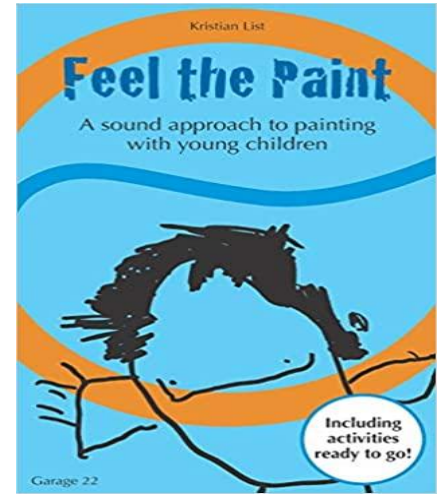
3. Music Paint

Art Center - Music & Movement

- Children will use paint brush to paint. On the paint brush it will have a music bell attached.
- Well painting children will listen to the sounds they hear depending on how they move the paint brush.

Book:

- Feel the Paint by Kristian List



Painting with Sound

sensory art exploration

