

JAN

FEB

MAR

APR

MAY

JUN

JUL

AUG

SEP

OCT

NOV

DEC

The Astronaut Classroom



Toddler classroom between 18-36 months

By: Tamia Cabrera

ECE 309

A

B



JAN

FEB

MAR

APR

MAY

JUN

JUL


AUG

SEP

OCT

NOV

DEC



The Environment



A

B

C

D





JAN

FEB

MAR

APR

MAY

JUN

JUL

AUG

SEP

OCT

NOV

DEC



Interest Areas/Learning center

A

B

C

D



Dramatic Play Area

In the dramatic play area, we have a dress up area, kitchen area, and a grocery store. When the child engages in this play activity it helps toddlers in experimenting with their social & emotional skills. These area also teaches the child the roles and responsibility each character they dress as.



Sensory Area

In the sensory area there would be different play items depending on the schedule and the materials we have on hand. There would be water play, shaving cream, and a sand area. The sensory area supports the child's language development, fine and gross motor skills, cognitive growth, including problem solving skills.



Art Area

The art area will have a shelf where the items will be stored. There would be blank paper, markers, paint brushes, paint, crayons, and color pastels. Art helps children expand their skills of self-expression and their social & emotional development.



JAN

FEB

MAR

APR

MAY

JUN

JUL

AUG

SEP

OCT

NOV

DEC



A

B

C

D

Philosophy

Early Head Start



Meals & Snacks

Head start program makes sure that children are eating based off a nutritionally balanced menu; that includes breakfast, lunch, and afternoon snack.

We also provide nutrition counseling services to parents who child may be at nutritional risk.



Part of the head start program includes curriculum for teaching staff to integrate in nutrition activities and into their daily lessons in class.

Toilet Learning

The bathrooms are to be sanitized after a child is done using the bathroom. It will be kept sanitized and accommodation will be made for each child's individual toileting and hand washing. Teaching staffs will always accompany the child and assist with their needs, and to encourage self-help and independence.

Napping

The children will be provided with an environment that is calm and quiet during nap time. There will be cribs, mats and covers using during napping; that will always be cleaned and disinfected.

Communication between a staff and a parent is a must! During this conversation parents will help provide staff special techniques that can help the child rest. Staff will only use the appropriate suggestions from the parent in assisting the child to rest on their own sleep schedule.

JAN

FEB

MAR

APR

MAY

JUN

JUL

AUG

SEP

OCT

NOV

DEC

A

B

C

D

Curriculum



Daily Schedule

	MON	TUE	WED	THU	FRI	SAT	SUN
WEEK 1							
WEEK 2							
WEEK 3							
WEEK 4							
WEEK 5							
WEEK 6							









JAN

FEB

MAR

APR

MAY

JUN

JUL

AUG

SEP

OCT

NOV

DEC

Alternative Resources

<https://headstart.seta.net/health-and-safety/nutrition/>

<https://www.hsolc.org/resources/toileting/>

A

B

C

D