



EXHIBITION POSTCARD DESIGN PLAN

Your name Hayko Reyes.....

Title of the exhibition: Digital Art.....

Content (what will I see when I get there? What kind of paintings, photos, objects, interactive displays):

Photos of my illustration and art.....

Location of exhibition: Online.....

Dates of the exhibition (usually at least 3 weeks): .10/1.1/20.....

Target audience: Who will be the 'typical' attendee? (family, youth, student, tourist, professional)

People of all ages who need an illustration, log, ect.....

Design objective: 3 adjectives that describe the feeling you are targeting in your design. (educational, hip, classic, fun, serious, somber etc.)

a. Coopertive..... b. Fun..... c. Understanding.....

Typography style & how it relates to design objective: (bold, light, italic, serif/sans-serif, display, or specific font name)

Bold and large with little to say and alot to show.....

Color scheme & & how it relates to design objective: (pastels, earth colors or specific choices)

Color scheme is going to be red and blue. Red to catch attention and blue to make it calming.....

Images/Graphic Elements: List 3 *ideas* for images that you may use (do some research first).

Some images of art. Maybe a canvas, an artis, digital art.....

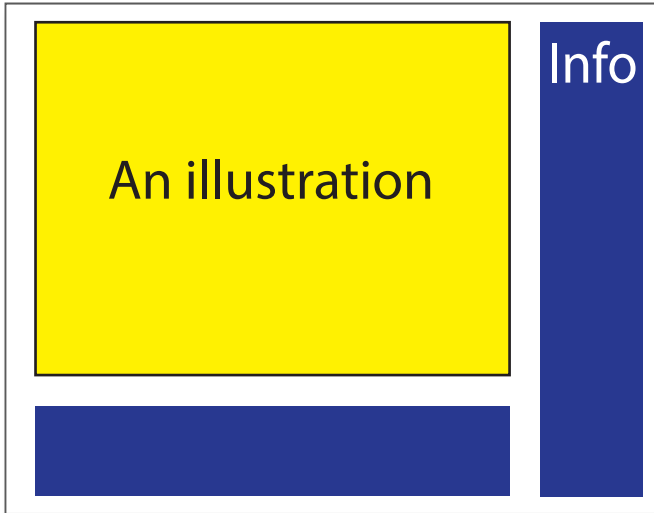


POSTCARD IDEA SKETCHES




(minimum 3 front, 2 back)

Your name Hayko Reyes

FRONT:



BACK



Turn the paper sideways for vertical front design.

If you wish to submit additional sketches, you may use your own template or print additional forms from the website.