

C U R R I C U L U M W E B - F I V E S E N S E S

MICHELLE GARCIA ROSAS
ECE 211-091L
SPRING TERM-2021



Unit 2: The Five Senses

My unit The Five Senses is based on the second unit of study in the prekindergarten curriculum. This is for 4–5-year-olds.

We will use various books related to the sense of touch, taste, smell, see, hear and taste. With the books we will have multiple activities, these activities include the use of creative arts, movement, literature, math and science that will help the children understand the multiple modes of the theme.

We will focus on how we use our five senses to explore, investigate and understand ourselves and the world. Children explore their environment through their senses.









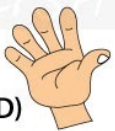

I will support their cognitive and language development by encouraging children to observe things in their environment and describe them in detail.

We will remember to be respectful of other family cultures and our peers.

SCIENCE

The Five Senses

Woodward's
ENGLISH
ENGLISH

THE SENSE	PART OF THE BODY	VERB - ACTION
SIGHT	EYES 	SEE 
SMELL	NOSE 	SMELL 
HEARING	EARS 	HEAR 
TASTE	TONGUE 	TASTE 
TOUCH	SKIN (HAND) 	TOUCH 


www.grammar.cl
www.woodwardenglish.com
www.vocabulary.cl

© Woodward English




Books:

My 5 Senses written
and illustrated
by Alik
Brandenburg



*Rainbow Joe and
Me* written and
illustrated by Maria
Diaz



How Can We Put Our Senses To Use?


Class Trip (Park): As a class we will take a walk down to our community park or walk around the neighborhood and have the students describe to me what they see, smell, hear, taste and touch.

Let's Draw In Color: In the book *Rainbow Joe and Me*, Eloise likes colors. Her friend, Rainbow Joe, likes colors, too. But Rainbow Joe is blind, so Eloise tells him about the colors she mixes and the fantastic animals she paints. I will pair up the students and will take turns closing their eyes while the other describes to them what to draw. After 5 minutes they will switch roles. When time is up, they will share their drawing with other classmates.


Where Are We Today: as a class the class will create a mural or backdrop that will be used in the dramatic play area. We would create backdrops of the streets around the community or at a restaurant and the children can put on clothes and hats and act out as if they are in that place.

How Can we Explore Our Sense of Hearing?


- **Freeze Dance:** In this activity I will play some music on the CD player. I will play it and all the children will start dancing or moving around, the children must pay attention to sound to know when to stop.
- **Sign Language:** Do an internet search to find signs for common words such as more, help, please, and I love you Invite children to practice these signs and use them in the classroom and at home. I will also provide posters that have a visual reference of the signs learned.
- **Make Instruments:** In the book Max Found Two Sticks, **Max** doesn't feel like talking to anybody, he finds **two sticks** that make a perfect pair of drumsticks. He starts with a Pat... pat-tat on his thighs. In connection to the books the students will use recyclable materials like empty paper towel rolls, tissue boxes, easter eggs etc. We will add beans, sand, rice or water to add different sound to these instruments the students make.



Listen To The City
written and illustrated
by Rachel Isadora



Books:
Max Found Two Sticks written and illustrated by Brian Pinkney





From Head to Toe
written and illustrated
by Eric Carle



Books

Priya Dreams of Marigolds & Masala written and illustrated by Meenal Patel



Tasting by
Helen Frost


How Can We Explore Our Sense of Smell/Taste?

Smell Jars: I will set up multiple jars with a small opening in the caps. Each jar will have a different smell and they will take turns guessing what's in the jar using their sense of smell.

Culture Food Day: The Books *Priya Dreams of Marigolds and Masala* is a celebration of the special bond between grandparents and grandchildren, the threads that connect each of us to our heritage, and the power of sharing our traditions with others. Connection to this book I will send a letter to every family saying we are studying our sense of smell/taste this week. To contribute I would want families to bring a dish from their culture/background. I will set up tables in the classroom to display the food. But before that have the children smell and ask what does it smell like. Then they will use their sense of taste to taste all the delicious foods.

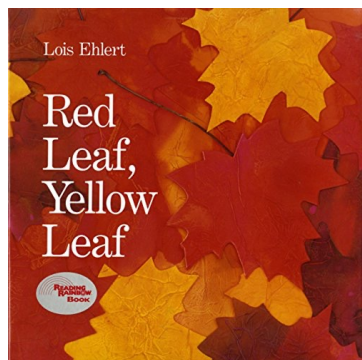
Describing The Location: I will break the class into smaller and hand them a big piece of chart paper. They will work together to produce a location they would like to work together on. After about 45 minutes of working together we will come as a whole class in the meeting area. We will go through each poster one by one and talk about their use of their senses to experience the place that is pictured (what it might smell like, look like, sound like, etc.).

Books:




Touching
By Helen
Frost

*Soft And Smooth, Rough
And Bumpy* written by
Dana Meachen Rau and
illustrated by Rick Peterson



*Red Leaf, Yellow
Leaf* Written and
illustrated by
Lois Ehlert




How Can We Put Our Sense Of Touch In Action?

Texture Collage: The students will create a collage using new and unusual materials. I will mix it up and add some rough, soft, bumpy, and scratchy textures to make a collage.

Nature Hunt: As a class we will take a trip down to the playground or a park near by. We will go around looking for different textures. For example, some children might pick up rocks, acorns, leaves, or small sticks. We will all come back inside to the classroom wash our hands and place the finds in a bin. I will pick out an item one by one and ask them to describe to be what it feels like, what they see.

3-D Me: Provide playdough for children to use to create themselves, family members or a friend. Consider repeating this activity with other materials (i.e., recycled materials, collage materials, yarn, etc.).



Exploring Our Senses Around Us



Herb Garden: Provide or grow an herb garden like rosemary or mint with the class. They will observe and take notes throughout the school year. Have children use their senses to explore the sight, feel, smell and taste of each.



What Noises Fill Up Your Neighborhood: The book *Squeak, Rumble, Whomp! Whomp!* Whomp! Paul Rogers takes readers on a rollicking, clanging, clapping tour through the many sounds that fill a neighborhood. Students will pay attention to what they hear, smell, taste, see and touch on their way to school. For our morning question we will go around in a circle and talk about what we saw.

Shape Me: In the book *We Belong Together* it explores the ways that people can choose to come together to make a family by showing one perspective on the adoption experience. *We Belong Together* is about sharing your home and sharing your heart to make a family that belongs together. Each individual student will create a portrait of their family as a connection to the book and sharing our own unique family. Children can use writing utensils, or open-ended materials to add additional details (hair, patterns on clothes, etc.).



Windows written
by Julia Denos
and illustrated by
E.B. Goodale

*Squeak, Rumble,
Whomp! Whomp!*
Whomp! Written by
Wynton Marsalis and
illustrated by Paul
Rogers



We Belong Together
written and illustrated
by Todd Parr