


Little happiness classroom



(18-36 months)

The classrooms environment:

The classrooms environment is mainly a Montessori classroom.

What is a Montessori classroom?:

A Montessori classroom is a learning environment that follows the educational approach developed by Dr. Maria Montessori. In a Montessori classroom, children have the freedom to choose their own activities and work at their own pace. The classroom is designed to be child centered, with materials and activities that promote hands on learning and exploration. The Montessori want children to learn about independence, self discipline, and respect for others. Teachers in Montessori classrooms observe and support each child's individual learning journey.

An inside look of the classroom





Description of the materials and toys

In a Montessori classroom, you'll find variety of materials and toys that are designed to support children's learning and development. These materials are chosen to promote hands on exploration, independence, and the development of important skills.

Certain items you might see in the classroom are practical life materials like sorting activities that help children develop fine motor skills. There are also sensorial materials, Math materials, Language materials, cultural materials. The materials in a Montessori classroom are designed to engage children's natural curiosity and promote active learning.



Types of materials included- discuss the interest areas and the areas of development that each interest area supports

Art and creativity activities: can support fine motor skills, self expression, and cognitive development.
Building and construction play: can enhance problem solving and social skills.

Language and literacy activities: such as reading and storytelling, foster language development, imagination, and early literacy skills.

Outdoor play and physical activities: promote gross motor skills, coordination, and social emotional development.

Sensory play: like exploring different textures and materials, stimulates sensory development and cognitive growth.]

Examples of organizational techniques for each center

1. Art Center: Use labeled bins to store art supplies like markers, crayons, and paint. Have a designated area for finished artwork to be displayed or stored.
2. Building Center: Use shelves with labeled bins to sort and store building blocks and construction materials.
3. Language/Literacy Center: Arrange books on bookshelves by genre or theme. Label shelves or bins with pictures or words to indicate where specific books belong.
4. Outdoor Play Center: Use labeled storage containers or shelves to keep outdoor toys and equipment organized. Have a designated area for larger items like balls. Use bins to put away smaller items like jump ropes or outdoor games.
5. Sensory Center: Use clear labeled containers to store sensory materials like playdough, sand, or water toys. Using trays or mats to contain the mess and make cleanup easier. Have a designated area for sensory exploration with easy access to materials.



Our daily schedule

8:30- 9:00 am- Arrival

9:00-9:40 am.- Breakfast

9:40-9:55 am - clean up time

9:55- 10:20 am - Potty/Diaper change

10:20- 11:20 am- Circle time

11:20- 12:30 pm - Free play

12:30-1:50 pm - hands wash/ Set up for lunch/
lunch time

1:50- 2:10 pm - Potty/Diaper change

2:10- 3:30 pm - setup for nap time/ nap time

3:30.- 3:50 pm- Potty/Diaper change

3:50- 4:40 pm - snack time

4:40 pm- 5:10 pm- free play

5:10- 5:30 pm- reading time

5:30-5:50 -Potty/Diaper change

5:50- 6:00 pm - prepare for dismissal and
start dismissal

What are the goals for the toddlers and twos?

The goals for toddlers and twos in a Montessori classroom are promoting independence, sensorial exploration, language development, practical life skills, motor skills, social skills, and cognitive development.





books and songs that would be used in the classroom:

Books:

- "Goodnight Moon" by Margaret Wise Brown
- "The Very Hungry Caterpillar" by Eric Carle

Songs:

- "Twinkle, Twinkle, Little Star"
- "The Wheels on the Bus"
- "If You're Happy and You Know It"
- "Old MacDonalD Had a Farm"



Art and sensory experiences:

Art Experiences:

- Finger painting
- Collage making using different materials like paper, fabric, and natural objects
- Playdough or clay
- Drawing or coloring with crayons, markers, or colored pencils

Sensory Experiences:

- Sensory bins filled with materials like rice, sand, or water
- Sensory bottles with various objects and liquids to observe and manipulate
- outdoor exploration to engage with different sensory

What informs your team's planning decisions:

Our team's planning decisions are based on children's needs, research, feedback, and curriculum goals

Our philosophy

Our philosophy in a Montessori class is to create a safe place to promote independence, hands-on learning, and respect each child's unique abilities and interests. Creating a prepared environment that encourages exploration, self-discovery, and a love for learning. We want to create an environment that supports their individual development, where they can freely explore and engage in hands on activities. We value respect, and the importance of following each child's unique interests and abilities. By providing a prepared environment and guidance from teachers.

Guidance and Discipline:

Guidance in a Montessori classroom uses respect, understanding, and positive reinforcement for self discipline and motivation.

What are meals and snacks are served and how are they served?

Meals and snacks are served family style, allowing children to serve themselves and develop important skills. Teachers emphasize healthy eating habits and provide bite-sized portions.

How do you support toilet learning?

We have child sized toilets and step stools to make it easier for them. We establish a routine and encourage them to communicate when they need to use the bathroom. Positive reinforcement and gentle guidance are used to support their progress.

What is the nap experience for toddlers?

During naptime, toddlers have a chance to rest and recharge. We create a calm environment with cozy beds. Soft music is also played to help create a peaceful and quiet environment.

Parent involvement

How do you communicate with parents?

We value communication with parents. We use various methods to keep parents informed and involved in their child's learning journey. This includes regular parent teacher meetings, emails, and even a dedicated parent communication app. We also encourage parents to reach out to us with any questions or concerns they may have. They also receive pictures of their child throughout the day, so can be updated the whole entire day.