


5 SENSES






ECE 211-091L FALL 2020 PROF. L. KUJO
MARIANA HERNANDEZ



UNIT 2: MY FIVE SENSES

- THIS CURRICULUM WEB DESCRIBES A THEMATIC UNIT FOR A PRE-KINDERGARTEN CLASS EXPLORING THE THEME OF "MY FIVE SENSES FROM MULTIPLE PERSPECTIVES, FOR EXAMPLE THROUGH THE SENSES OF SIGHT, SMELL, HEARING, TASTE, TOUCH, AS WELL AS IN MOVEMENT AND BODY POSITION. OUR SENSES WORK TOGETHER TO GIVE US A COMPLETE PICTURE OF OUR EXPERIENCES, CHILDREN LEARN NATURALLY WITH ALL THEIR SENSES. LEARNING TAKES PLACE WHEN THE MIND CAN GATHER INFORMATION FROM ALL THE SENSES AND MAKE A CONNECTION TO PAST LEARNING. USING MANY SENSES TO ACQUIRE INFORMATION HELPS TO MAKE LEARNING MORE EFFECTIVE, FOR CHILDREN.

My awesome five senses



Activities:

It Feels...

- Children will seat in a circle they will listen and participate while I'm reading the book *See, Touch, Feel*, I will pass the book round to let the children feel the different textures, and I will ask this question, while you touching think of what does remind you of? Draw And please share with us.

How does it look, smell, feel and taste?

- Children will prepare their own snack, with the assistance of an adult, at the end we will sit down together and talk about what are the senses that they believe they used in the preparation process and in the end when they tried it.





Making art with multiple senses

- The children will bring natural materials collected with their parents and we will make a collage in the class

BOOKS:

- Look, Listen, Taste, Touch, and Smell*
By Pamela Hill Nettleton
- I Hear a Pickle*
By Rachel Isadora
- See, Touch, Feel*
By Roger Priddy
- You Smell and taste and feel and see and hear*
By Mary Murphy

Our senses Our community



BOOKS:

- *My Five Senses*
By Aliki
- *My senses help me*
By Bobbie Kalman
- *Kevin's Big Book of the five senses*
By Liesbet Slegers
- *The Listening Walk*
By Paul showers

Activities:

Our class trip

- Children will take a walk around the neighborhood, and we will be making stops and let them observe, smell and hear of what is around them, when we get to the class, I will read to them, *The Listening Walk* by Paul Showers, I will ask questions about our class trip, like what did they hear, see, smell in the neighborhood?, they will have goldfish snack and we will talk about our sense of taste and touch.

Body parts

- Children will play a game called find my body parts, we will use a huge potato shape with missing body parts, children will say what is missing, and what is used for.

Exploring my senses

- Children will be exploring all the senses, we will use ice, rice, rocks, slime, shaving cream, flowers and will eat popcorn. Children will trace their hand in a piece of paper, they will cut it and place all the textures they like on the hand shape, write their name and I will place it on our art wall.

Creativity and my senses

ACTIVITIES:

Our sense of Taste

- children will use fruit and toothpicks to create animals they can be creative as much as they want, they will have the opportunity to explore flavors.


My sense of Touch and smell

- Children will use fruit to paint their favorite animal In paper plates, they will have the option to use Construction paper as well, they will have the Opportunity to explore textures and smells.


Let's create with the sense of Touch!

- Children will create an animal sculpture with clay or playdough.

BOOKS:



- *El Artista Que Pinta un Caballo Azul*
By Eric Carle, Illustrated by Eric Carle
- *El camaleón camaleónico*
By Eric Carle, Illustrated by Eric Carle
- *If You Were a Parrot*
By Katherine Rawson, Illustrated by Sherry Rogers



Learning about animals with my senses

Activities:

- I belong to the farm or zoo?

- Children will try to imitate their favorite animal by making sounds and the class will guess what animal is by pointing at the animal silhouette and they will decide if the animal lives in the farm or the zoo.

- Color Hunt

- children will do blow painting with a straw, the animal we will be focused on is a peacock we will talk about texture and all the colors they are using.

- Exposition of textures



- Children will sit and listen the book *The happy Lion*, then children will create a lion paper plate, they will use paper foam, yarn and noodles, then together we will hang their work to get ready for an exposition, I will invite their parents to the class.

BOOKS:



- *Do Goldfish Gallop?*
By Michael Dahl

- *Sounds of wild safari*
By Maurice Pledger

- *De la cabeza a los pies*
By Eric Carle



Our class zoo



Books:

- *Polar Bear, Polar Bear, What Do You Hear?*
By Bill Martin Jr. Illustrated by Eric Carle
- *The View at the Zoo*
By Kathleen Long Bostrom, Illustrated By Guy Francis
- *“MY VISIT TO THE ZOO”*
By ALIKI

Activities:

A story with my senses

- Children will sing the song Animal Action; we will gather and asked open ended questions and create a sensory bin of animal's habitat.

Mystery sounds

- Children will be making sounds, they will create an animal shaker, they will use a paper plate and seeds and will talk about the sense of hear.

My fun senses

- Children will be building a zoo, they will use a carboard, construction paper, popsicle sticks, rocks, pipe cleaners, paint, plastic animals, and tissue paper. I will invite a zookeeper to talk to the children about the animals, and why we need to take care of them.