


Curriculum Web
ECE 211-091
Lizbeth Fuentes

UNIT 4 : Where We Live

This curriculum web provides an opportunity for children from Pre- K to explore a wide variety of living environments, and Children have the ability to learn more about the world around them and to develop deeper into the topics that interest them the most. It is also to reflect the diverse places where people live in neighborhoods across New York City. The use of different types of arts, science, games, writing, music that this Curriculum Web's events result in the growth of young children.




Our Beautiful Community



Books:



- "Daniel's Good Day" by Micha Archer
- "Visiting Day" by Jacqueline Woodson



Activities

- *Walking Around Our Community* Children would be able to walk around and observe the different things they see, while walking around we would be discussing the things people are doing, the animals they see, the houses and the nature
- *Creating A Paper Kite* Students would create a list, on what they like doing or seeing in their neighborhood. They would then create a paper kite and they would write down and color the things they love doing around it.
- *Making Puppets* Students would be provided with materials to create their puppets, and they would have to create every member of their family and create a story including their neighborhood

Our Home Community



Books:

- "Corduroy" by Don Freeman
- "A place to stay A shelter story" by Erin Gunti

Activities


- *Show And Tell*
Students would bring in their favorite toy or item that makes them feel like home. They would then share out, and tell its story
- *Making Your Own Country Flag*
Children would gather supplies and cut out paper and make it as flags, they would then create and color their flag that represents their culture. Lastly they would glue popsicle sticks and they get to show their peers
- *Read Out Loud*
The children would sit on the rug, and as a class we would be reading "Corduroy". After we are done reading the book as a class we would make a list of what home means to them.

Animals' Environment



Books:


- "Animal Homes" by Shira Evans
- "Pandas" by Anne Schreiber



Activities:


- *Act The Animal* Students would pretend to be an animal,. The teacher would be providing silly hats to put on so that they can act like the animal and create a story with a partner
- *Create Your Favorite Animal* Children would try to create their favorite animal with paper plates they would then paint it or color it and put it on the empty wall for students to display their projects
- *Visiting the Zoo* Children would have the ability to observe and look at animals. By taking them to the zoo during the trip they would then discuss about the animals habitats and what they see

Our Schools Community



Books


- "Children of the World" by Tessa Strickland Illustrated by David Dean
- "A Space for Me" by Cathryn Falwell



Activities:


- *Building our School*
Children would have the opportunity to make their school community with lego blocks
- *Jump The Number* Teacher would be creating paper numbers from 1-6 and the students have to grab a dice and roll it and whatever number they get they have to jump that amount of times. After they had their turn they have to name their favorite thing about school
- *Creating Our Flip Book* Students would try and remember several of their favorite places they have seen then they would create a flip book in the classroom that would show what they remember and they can add people, stores, houses. They would use materials to create their flip book and make it creative.

Our City's Community



Books:

- "ABC NYC: A Book About Seeing New York City" by *Joanne Dugan*
- "B Is for Brooklyn" by *Selina Alko*



Activities:

- *Match The Image With The Word*
Children would have variety of images and they would have to match it with the place. This would be done as a class so that students would be able to help each other. Each student would get a sticker once they had their turn
- *Favorite Place In Brooklyn*
The teacher would be setting tables into groups and ask the students what their favorite place in their neighborhood, they would then paint on white posters, and use materials such as glue, foam letters, pictures of "Brooklyn"
- *Sounding Out The Letters*
Children would sound out each letter of the alphabet that the book "B is for Brooklyn" has provided. We would then clap along every letter