



# Recycling and Reuse

LiLiu

Professor Mindi Reich-Shapiro  
ECE 211(132L): Curriculum Web  
May 16, 2021





**This curriculum topic is recycling and reuse.**


**I will use the main book “Sing A Whale Song” and some of the opening questions to guide children to understand what recyclable trash is, why recycling and reuse are important, and how do we protect our environment.**

**Moreover, through a series of activities, I will explain to children and support them have more interest and motivation to learn climate change, green live, and climate activist.**



## Sub-Theme 1

### What is recycling and reuse?



## Goals:

Students will: (1) develop language and learn new words, and (2) express understanding of similarities and differences with classmates and discussing solve of the problems. (3) practice gross motor skill through simple dance movements.

## Activities:

- (1) What kind of garbage is recyclable?: During group meeting time, students will use sorting games to identify which rubbish is recyclable and which rubbish is not recyclable.
- (2) Sing and dance: Students will learn simple dance movements for "Sing A Whale Song" and sing together in the circle time.
- (3) Collection: Students will collect recyclable garbage and bring them to school.

## Books:

"Sing A Whale Song" by John Forster & Tom Chapin

"We Are Water Protectors" by Carole Lindstrom

"What a Waste: Trash, Recycling, and Protecting our Planet" by Jess French




## Sub-Theme 2

### Green Live

What Does It Mean  
to Be Green?

Eco-Pig Explains Living Green



By Lisa S. French  
Illustrations by Barry Gott

## Goals:

Students will: (1) explore what is recycled paper and (2) understand what it means to be green. (3) practice fine motor skills and decorate one's art works with creativity.

## Activities:

- (1) What is recycled paper: Students will learn how to make recycled paper by interesting experiments. I will guide students to make recycled paper by themselves.
- (2) What is green live: Students will learn what a green life is by planting vegetables, and students can use plastic bottles and cans collected by themselves for flower pots for planting vegetables.
- (3) Not A Box: Students will use the cardboard, paper boxes, etc. Which they collected to make musical instruments and decorate them.

## Books:


"What Does It Mean to Be Green?" by Lisa French

"The Adventures of a Plastic Bottle" by Alison Inches

"The Adventures of an Aluminum Can" by Alison Inches



## Sub-Theme 3 Climate Change



## Goals:

Students will: (1) think and discuss what is climate change, (2) learn new words, and share their own ideas. (3) practice fine motor skills and decorate one's art works with creativity.

## Activities:

- (1) Water cycle: We can use the transparent plastic bottles and markers collected by the students to draw the water circulation process, and then use colored water to experiment and observe.
- (2) "Who Turned Up the Heat?" puppet show: Through the puppet show, children are more interested and involved in the story, deepening their understanding of climate change.
- (3) Small windmill: Students use art materials to make a small windmill, I will take the students to the outdoors, and let the students feel the wind and observe the speed of the rotation of the small windmill.

## Books:


"Who Turned Up the Heat?" by Lisa French

"A Forest in the City" by Andrea Curtis & Pierre Pratt

"The Story of Climate Change" by Catherine Barr



## Sub-Theme 4 Extinct Animals



## Goals:

Students will: (1) reflect on the story and understand why these animals became extinct, (2) develop language as they describe their own thoughts, and build empathy (3) practice fine and large motor skills in the dramatic play and art center.

## Activities:

- (1) Group Meeting: After read the book "Letter from extinct animals" students will discuss why these animals became extinct and How do we protect them, and I will help them use a large paper to record their solutions.
- (2) Animal Yoga Song: Students can learn about the habitat and behavior of animals by "Animal Yoga Song."
- (3) Habitat: Students will use their collection of cartons, plastic bottles and cans to create habitats for the animals of their choice.

## Books:

"Letter from extinct animals" by Chang, Li


"Why Should I Recycle?" by Jen Green

"Kid's Guide to Helping the Planet" by Kai Brown



## Sub-Theme 5

### What can we do to protect the earth



## Goals:

Students will: (1) develop social skills by show and tell their own artwork, (2) learn about their classmates thoughts, (3) develop oral language skills, (4) practice large motor skills.

## Activities:

- (1) Procession: We will make posters of protecting the environment and simulate a parade for protecting the earth.
- (2) Show and Tell: Students will share their art works and ideas made with recyclable materials.
- (3) "Sing A Whale Song" Concert: Students will perform "Sing A Whale Song" to invited parents and teachers.


## Books:

"Greta Thunberg: Teen Climate Activist" by Rachel Rose

"The Story of Jane Goodall" by Susan B. Katz

"Rachel Carson and Her Book That Changed the World" by Laurie Lawlor





**Thank you**