

The background of the entire page is a repeating pattern of yellow school buses with black wheels and windows, each containing small figures of people. Two large, light green rectangular boxes are overlaid on this pattern. The top box contains the title, and the bottom box contains the author's name.

# Curriculum web: Me at home

by:  
**LAILA MUNASSAR**



- My curriculum will emphasize to my students that they are all unique in their own ways. In the end, it will assist me into a better understanding who they are outside of their academic work. As a result, of me at home curriculum meets the New York State Prekindergarten Learning Standards (2019). It also uses the appropriate Domain Development to aid my students' abilities. The age rate is Pre-k to 3 grader that I will teach this curriculum.
- Each of the sub-theme contend the main idea me at home and this **curriculum** unit is will be a long term because it will



## Sub-theme 2: Family tree

### Activity:

My students are going to create a family tree using photos from home that they are allowed to either destroy or get printed, as well as a free sketch of their family. Then I'll call on each child to share their family tree. Then I will tape free drawing and the family tree side to side. There will be a

### Activity:

I will let each one to draw their family and then I will tell each one of them to put it on group meetings table with their name on it so when each student looks at it, they know.


And I will let them play with family puppets to see how families differ

### Activity:

We will all sing we are a family by Jack Hartmann.

I will read about three books that are




- ME and My family Tree by Joan Sweeney
- The family book by Todd Parr
- Our class is a family by Shannon Olsen



Activity:  
Music play:  
lovely and quiet  
music and just  
let them feel the  
music

Activity :  
I will tell the  
students to make  
a self portrait that  
shows an emotion  
they get or they  
like. Like what is  
their favorite  
feeling and let  
them make a self  
portrait by it.

**ACTIVITY:**  
I will ask them  
what is their  
favorite song,  
let them listen  
to it in class and  
ask them to  
draw how they  
felt listening to  
it.




# Sub-Theme 4: Our food

Activists:

1. the child in my classroom will be drawing their favorite food/ dish. when they finish i will want them to share about the dish they draw.

2. another one is they will bring their favorite food to the class. And each student will show their food to the classmates and let them taste it and make a class recipe book.

3 Allow them to touch, squish, smell, and taste everything. Pudding, whipped cream, cooked spaghetti, noodles, jelly, marinara sauce, or applesauce are some food choices for this exercise. And I will tell them to select one food and compare cooked to uncooked, like cookies.





The books I will be reading are:

*-Same, same but Different*  
by Jenny Sue

Feast for 10 by Cathryn Falwell

Pop Pop and Me and a Recipe by Irene Smalls





## ACTIVITY:



let them make one squishy pet by using stuff from around the class and make a squishy pet of their own.

## Activity:

We will sing the Cat Came Back, by The Learning Station

Activity: putting a punch of fake animals'toys for them to play and squish on the table.

The books list I will be using for the child to have knowledge of what I want them to do and to develop their ideas:  
harry the dirty dog  
What pet should I get.





Thank you and I  
hope you enjoy it