



The Butterfly Classroom



Our classroom is for toddler between 18-36 months
by Lacya Richards
04/25/2021



Our classroom is an Early Head Start classroom





The Environment









Interest areas/Learning center



Dramatic Play Area



In our dramatic area we have a kitchen area, a dress up area, and a puppet show area. When toddlers play in this area their language development, social skills, etc. because it teaches them self-regulation, conflict resolution, and it supports their literacy skills as well



Music Movement Area

In our music area we have a all different type of instruments such as bells , radio, guitar. Drums, etc. When toddlers play in this area it teaches them participate in a group setting, express their emotions, be social, awareness of movement and their bodies, creativity and imagination, and more.



Book Area



In our book area we have all kinds of different books available for the children to read or for the teachers to read to the children. When children play in this area or teachers have a curriculum or activity plan, this area will give children early access to literacy development and language skills. It help children to expand their vocabulary skills and introducing them to new words.





Philosophy



Our Philosophy Guidance and Discipline



- Having rules in our program is important and will change as the children gets older.
- It promotes positive behaviors and build strong relationships that is founded off of trust and respect.
- We believe in give our children options/choices that are acceptable and reasonable.
- Changing the scenery within the classroom is important. Moving materials and equipment into different places around the classroom give a fresh start and new begins.

Our philosophy.....

- Focus on allowing children to develop socially, physically, emotionally, and intellectually.
- Allowing the parents/families to part take in activities, workshops, volunteer within the program.
- We support our toddlers and their families who comes from a low-income family.



Meal and Snack in our program....



- In our program we encourage our parents to pack meals for the children that they will normally eat at home for cultural purposes.
- We also will provide meals for children who parents don't have the time to prepare meals on a regular bases.
- We will provide snacks for all children



Our philosophy on toilet training.....



- Watch for signs, cues, etc. that demonstrates that the child is ready to use the bathroom.
- Talk to parents and come up with a plan for when the child is ready.
- Ask parents to pack change of clothes and underwear just in case of an accident occur.
- Create a routine both at school and at home by take the child to the bathroom on a daily basis.
- Stay with child and encourage them to sit for a few minutes, even if they didn't use the bathroom, let them flush and wash their hands.
- Be very encouraging while toilet training, this makes them feel as if they accomplished something big and exciting. This will motivate them to keep trying.
- **MOST IMPORTANTLY NEVER FORCE A CHILD IF HE/SHE IS NOT READY.**

Napping in the Butterfly classroom



- In our classroom we will have both cots and mats.
- They will be stored in a location where it doesn't interfere with other learning areas
- Each child will have their own cots or mats that just for them.
- Parents will need to provide a sheet from home to cover the mats or cots for each child and provide the child favorite blanket they love to cover it.






Curriculum



TIME	EVENT	ACTIVITY	OTHER INFO
8:35am-9:35am	Arrival	Art station, sensory bins, block area.	Families come in and drop off children and say goodbye.
9:35am-10:00am	Bathroom	Toddlers will use the bathroom and will have diaper change	
10:00am-11:15am	Breakfast	Family style breakfast at the table	We provide breakfast and the child's dietary needs
11:15am-12:00pm	Center Time	Toddlers are allowed to play in any area of the classroom	
12:00pm-1:15pm	Lunch	Family style lunch at the table	We provide lunch and families can also pack lunch for their child

Sensory Experience



- The sensory activity i chose is Kinetic sand box.
- This activity allow toddlers to use their fine and gross motor skills, develop language skills and so much more.
- The children will have different toys available when playing in the sand box
- They will be able to build molds, sand castles, parking lots, etc. basically whatever comes to their minds.
- This give them creative freedom while learning as well.
- Children can play up to 1 hour.





Sensory Experience

- ★ The sensory experience i chose is called Feel and Find Mystery box.
- ★ This activity i would have an empty box with the side cut out (so the children can put their hands in).
- ★ Ill place different size objects (at least 2-4) in the box so the children can feel and guess what they are holding in their hands.
- ★ Each child will have a turn to take part in this activity as a class and if they want to continue playing by themselves or a classmate.
- ★ They will have an hour with this activity.





Books



Learning Goals



- The learning goals that i have for the children in my classroom is making sure that they are developing appropriately for their age group.
- Making sure that their developmental domains are exceeded for when they have to move on into a high grade.
- I always want to spark their curiosity with different activities.
- Being able to give them the attention that they need, taking an interest in what they find funny, fun, and interesting.
- Being able to teach them problem-solving skills and how they can solve things on their own as well.
- Being able to create a routine where my children will remember to return toys, books, puzzles, etc. when they take them out of the specific areas

Family Involvement

- Having an open house to meet the families
- Culture Day- where children and families dress up in their national attire, play music etc
- Potluck lunching at the school
- Read aloud day
- Sports day
- Families help create some activities that they would like to see in the classroom
- Having an award ceremony



Family Communication

- Paper handouts (Letters, calendar for the month, notes, etc)
- Parent meetings about curriculum
- Parents can call, text, or email if they need to get in contact
- School website
- Zoom meetings for conferences

