

A vibrant winter landscape featuring a dense forest of evergreen trees heavily laden with snow. The ground is a smooth, undulating expanse of white snow, with soft shadows cast by the trees. In the background, snow-capped mountains rise against a clear, bright blue sky with a few wispy clouds. The overall atmosphere is serene and picturesque.

# Winter Wonderland

Emma sosa


# Winter

The change in season and temperature can bring a promises of fun filled activities and experiences. Winter is the perfect theme for introducing the cold, snow, and ice, preschoolers are also naturally enamored with it. Children will learn that winter has the coldest temperatures of the year . Also When they think of winter they will think of cold temperatures, warm clothing, snow,and fewer hours of sunlight, they will also learn that During the Winter it usually snows. There are many fun activities to do after it snows. Many children and families like to build a snowman, go sleigh riding, have a snowball fight, go skiing, or snowboarding. Also the idea of hibernation and Some animals including bears and chipmunks hibernate in the winter. Hibernate means to stay inside in a state of rest.

# HIBERNATION

Teaching and learning about hibernation and how animals survive the cold winter months is such a captivating topic for preschoolers.

**BOOK:** It is winter time and the nights are long and cold. It is time for sleep and the black bear is hibernating in its den underneath the big tree



## Bear cave

asked students to create a cave for a bear to hibernate in and They would have to think about what would make it a cozy, safe, and warm place to stay for a the long winter

Material:  
cardboard,playdough,paper,  
fabric,cotton, color pencil,

## POP UP PAPER BAG PUPPET

Student will be able to customize their own animal that hibernates

Material: paper bag,wood craft stick,construction paper,paint and paintbrushes, colored marker,googly eyes, glue, scissors


## *Who Woke the Sleeping Bear :*

Have all the children sit in a circle. One child will sit in the middle and pretend to sleep all curled up like a bear hibernating. Make sure their eyes stay closed! Pick a child and have them sneak up and touch the bear then quickly return to their spot in the circle. Then everyone in the circle says WAKE UP SLEEPY BEAR! WAKE UP! and the child will then sit up and have to guess who woke them up. Let them guess 3 times. You can vary the game by letting them ask 3 questions such as Was it a boy? Do they have on a red shirt?

# Snow

*Snow activities will invite your children to experience cold with fun hands-on ideas*

**Book:** If the first snow falls on the first day of winter, the snowmen, snow women, and snow children come out for a special party. The festivities include food, dancing, singing, and some surprises! With breathtaking pastel illustrations and an understated, enchanting story, this is the perfect book for a snowy day



## Snow cream writing:

This perfect for the winter as kids can practice some of their pre-handwriting skills all while engaging the senses.

Material: shaving cream, writing alphabet sheet.

## Build your own snowman

my student will be able to build their own snowmen and decorate however they like

**Material:** black construction paper, white chalk, small piece of red paper (for scarf and stripe on hat), small piece of orange paper (for carrot nose), small piece of black paper (for the hat), googly eyes, glue, colored pom poms


## Snow dough

### Materials

2 c corn starch, 1 1/4 c unscented white hand lotion, 2-3 drops of peppermint extract, bowl, spoon

# Winter Animals

**Book:** Little snow owl is about a Little Owl experiences his first snow and first winter



## What Am I?

Play this guessing game with the children relating to Winter Animals.

I am small. I am white. I have long ears. I hop. What Am I?

**Ask similar questions for each animal that you have talked about this winter.**

## The Three Bears

**Materials Needed:** Set up your dramatic play area with 3 place settings (for porridge), three chairs, three small towels (for beds) and, of course, a few versions of the book *The Three Bears!* 4 children at a time should be in this center to act out the story. They may not act it out, they may just be the bears living in a cave in winter! Go with it!

## Penguin Songs!

To the tune of Mary Had a Little Lamb:

The penguin has a coat of black, Coat of black, coat of black.

The penguin has a coat of black, Watch her waddle up and back.

The penguin has a body of white, Body of white, body of white.

The penguin has a body of white, Watch her waddle out of sight.

## Ice Fishing

**Materials Needed:** Add water and ice cubes to your water table. Add a plastic fishing game . Add some plastic penguins or polar bears!

# Activities to do in winter

**Book:** If I Lived in a Snow Globe is about a little boy on his imaginary journey through snow as he discovers what it would be like to live in his very own snow globe.

## If I Lived in a Snow Globe

Written By: Chelsea McGlothlin  
Illustrated By: Nadia Ilchuk



## SLIPPERY SLEDDING SENSORY BIN

Materials: cookie sheet, tin foil, two glass bowls, shaving cream, little round lids

Colouring the snow with water colours and droppers

Materials: large bowl, basin or storage container  
Watercolor paint, snow, drooper, vinyl table cloth, ice tray, tongs/spoons/masher /muffin tin/bowls

## Snow globe

Material:  
Black and blue construction paper  
white paint, ribbon for a scarf, gluemarkers, Q-Tips, Toothpicks



# Weather changes

**Book:** A Stroll Through the Season. Is about Discover the seasons, from bright spring blossoms to sparkling winter snow, and everything in between. Children have lots of questions about the world around them, and this book helps them discover many amazing and wonderful scientific facts about nature.



**What's the Weather?** Dramatic Play Dress-Up Center Set up a dramatic play center to play out weather forecaster and dress in weather gear.

## Clouds and Rain Fine Motor Practice

Squeezing an eyedropper builds fine motor skills in this fun rain/cloud activity.

**Material:** Cotton balls  
Strainer/Steamer basket

**Preschool Weather Activities Sensory Bin (Fun-a-Day)**  
Create a sensory bin full of all kinds of weather

**Materials:** Rice  
Cotton balls  
Liquid watercolors  
Snow stickers  
Small blue glass gems  
White pipe cleaners  
Gold cupcake liners