

The Ocean

By: Tacianna Daley



Overview



Throughout the topic students come to an understand of the main essential question of “What is the Ocean”. Students will discover new vocabulary and take part in daily activities that promote the use of the developmental domains. Students will come to an understanding of the importance of the ocean. Learning how we as humans interact with it children will learn to care and protect the ocean to create a better environment not just for the fish, but for them too. Students will be able to take their learnings from this theme outside the classroom and apply it their lives while continuing to learn the importance of the ocean. The theme “Ocean” will be used in 5 different Sub-themes the first being “What is the Ocean?”. Students will be able to reflect on their personal experiences with the ocean relaying on their 5 senses. With supporting books, this theme will be used as an introduction to the what is the ocean descriptively through the eyes of the children. Sub-theme 2, will discuss the animals that live within the ocean. Sub-theme #3, will discuss how we benefit from the ocean focusing on how the ocean provides transportation, jobs, food, and recreation. Sub-theme #4, shows how we can remain stay safe in and around the ocean. I’ll be closing with Sub-theme #5, “How can we save the ocean?” discusses ways can preserve the ocean so everyone in and around it can remain safe. I chose this sub-theme for last so children will be able to use their knowledge to be able to do their part to keep the ocean clean and safe for themselves and the animals that utilize the Ocean.

Sub-theme #1: "What is the Ocean"

Activities:

(1) Songs: "Let's go to the Beach" by AO kids

"Beach song" by Cocomelon



4) Books: "Hello Ocean" By Pam Muñoz

"The Seashore Book" by Wendell Minor

<https://www.youtube.com/watch?v=b-joNU9em1w>

(2) Create a classroom Beach: I will create "Soapy Sea Foam" in a basin and put inside the water different things you will find at the beach. The students will put their hands in the water and take out objects they found in the water.

(3) Art: "Ocean Collage" providing different colors and Materials (paint, Markers, Gems, Textured objects) students will create their own interpretation of the Ocean.






Sub-Theme #2: What lives in the Ocean?

Activities:

(1) songs

"The Goldfish(Let's go Swimming" By Laurie Berkner

"Under the sea song " By Miss Linky



(2) In correlation to the book "Pout Pout Fish" students will use construction paper, scissors

And glue creating their own "Pout Pout Fish". Students would then reflect on what makes them "Deery Weer" and what make them "Cheery Cheery."




(3) In correlation to the book "The Rainbow Fish" Students will create their own "Rainbow Fish" with the scales on the fish outline their names using (Gem, Glitter or Buttons)

Sub-theme #3: How does the Ocean Help Us?

Activities:


(1) Songs: "The Boat Song"

"Fisherman's life for me" Patty Shukla



(2) This subtheme students will learn about the ways the ocean is beneficial to us. One benefit discussed is Transportation.

In this activity students will create and decorate a boat that will be used as a sensory play object to float in a water basin/water table.






(3) Out of a cardboard box students will help teacher create a life size boat that will be used in Dramatic Play.

Sub-theme #4: How can we stay safe in the Ocean?

Activities

(1) Songs

Sesame Street: Head Shoulders Knees and Toes | Fun in the Sun
Be Safe at the Beach | Safety Song | Little Angel



(2) Beach safety sorting activity- Class will work collectively to sort the "Do's" and "Dont's" Of the beach.


(3) ART-Students will then work independently creating life saver.

Sub-theme #5: How can we save the Ocean?

Activites:

(1) Songs : "Clean the Sea" By Pinkfong

"Keep the Ocean Clean" by Birdsong and Eco-wonders



(2) Sorting activity: Students will work in groups to sort pictures of different waste items in recycling categories to learn they can help preserve the ocean by recycling.

(3) Family engagement: Families will be asked to have their child participate in sorting their

family's waste. Separating, cardboard, Plastic, Paper, and cans.. When student returns to class they their experiences.

