


# My Five Senses

By : Yosajanny Cesar



# My Five Senses

I decided to choose the Five Senses as my curriculum topic because children use their senses every single day and they play a major role on who they are.

- The outside world shapes children's development based on the experiences they have, therefore it is important for them to know how the five senses increases their understanding and communication of the world.

## Essential Questions:




- 1) How do the five senses help us explore our world ?
- 2) How do we use each sense and why are they important?

# 1 I SPY WITH MY LITTLE EYES.....

Learning goals: (1) Students will be able to explore how their eyes are used to view their surroundings (2) Understanding difference and similarities with people who may need optical aids

## Books

1. Sight By: Patricia Murphy
2. The Last Stop On Market Street By: Matt De La Pena
3. Rainbow Joe and Me By: Maria Diaz Srtom



## Activities

Art- After reading the book *The Last Stop on Market Street* By: Matt De La Pena children will be able to draw a picture about what they see on their way to school

◆ Nature Walk: Using different sight instruments such as (Eyeglasses, binoculars and magnifying glasses) we will take a nature walk and children will be able to explore how these instruments help us see better from up close and far away. After they will be able to different colored paints to symbolize and describe what they saw.

◆ Music: We will Sing “ I use my eyes to see” which follows the beat of *The farmer and the dell* during our circle time. Each child will be able to share one thing they see and as a circle we will repeat the lyric until everyone gets a turn.




# My Ears and Sound.....

Learning goals: (1) Students will be able to use gross motor skills for the dance activity (2) develop the understanding of different sounds (3) Explore their fine motor skills through the art activity

## ACTIVITIES

### Books

1. The Listening Walk By: Paul Showers
2. Max Finds Two Sticks By: Brian Pinkey
3. Sounds all around By: Wendy Pfeffer




- ❑ Dance and Singing: After coming back from our Listening walk inspired on our reading “Listening Walk By: Paul Showers” we will sing and dance to our song *We are going on a listening walk*, which will follow the beat of “We’re going on a bear hunt”
- ❑ Art: Using recycled items children will be able to create their own instruments by using a wide variety of art materials.
- ❑ Movement: Using instruments in our classroom or the instruments we made, we will be having our own “Rainstorm” I will be able to use Vocabulary we have learned to engage children into our activity. Such as” loud, low, fast, slow)

# My tongue can taste....

Learning goals: (1) understand and explore that we have different taste buds that help us find similarities and differences in our food (2) Reflect on what they have learned about the sense of taste through dramatic play. (3) Engage in their fine motor skills through the making of their collage.

## Books

1. I can taste By: Julie Murray
2. What's cooking at 10 garden Street By: Felicita Sala
3. The five Senses TASTE By: Maria Ruis



## ACTIVITIES

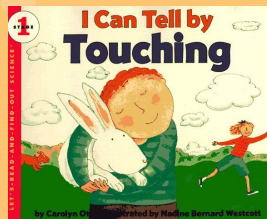
- ★ After we read I can Taste By: Julie Murray, we will be having a taste test to distinguish (Sour, Sweet, salty, Bitter.) After children will be able to draw or paint a picture of which item they tasted was their favorite.
- ★ Dramatic play: Our dramatic play area will be turned into a restaurant. The children will be able to explore their sense of taste. Each one will be able to take on a role ( chef, waiter, guest) and will be able to create their own menus with items they enjoy or eat at home.
- ★ Collage: Children will be able to make a collage of all the things they love to eat. I will have them describe what special dishes they eat at home

# My Hands Can Touch.....


Learning goals: (1) Students will be able to distinguish different textures (2) Understand that other senses can be used to help them see things (3) Practice fine motor skills through the textured rubbing activity (4) Developing body awareness and motor development

## Books


1. **I can tell by Touching By: Carolyn Otto**



2. **Lucy's Picture By: Nicole Moon**



3. **Soft and Smooth, Rough and Bumpy By: Dana Meachan**



## ACTIVITES

- Art: After reading the book Lucy's Picture children will be able to make their own touchable pictures or textured picture using different materials ( Pom-poms, dry pasta, cereal, sand paper pieces, Aluminum foil pieces, bubble wrap pieces, feathers)
- Movement: We will play the game Simon Says. Through this listening game children will be able to understand how their sense of touch is guiding them through the steps.
- Textured rubbing: Using textured rubbing plates children will be able to shade with a crayon and observe how these textures create different styles.






# I Use My Nose To Smell.....

Learning goals:(1) Learn to identify how their sense of smell works by smelling different spices(2) Reflect on likes and dislikes based on smells (3) Reflect on what they have learned about the sense of smell through dramatic play(4) Describe the way their nose works and looks

## Books

1. **What Can I Smell By: Annie Kubler**
2. **What's that smell? By Lauren McLaughlin**
3. **Thank You, Omu! By: Oge Mora**



## ACTIVITIES

- Art and Literacy Extension- After reading *What Can I smell By Annie Kubler* , children will be able to draw one thing they love to smell and we will make a classbook titled “I like to smell.....” The book will be placed in our reading center so children can reflect on their drawing and also learn about their peers
- Children will be given a mirror to observe their nose and describe what they see as well as reflect on what their nose is used for. After they will use playdough to sculpt out their nose.
- After reading *What's That Smell By Lauren McLaughlin* in the Dramatic play center I will place different containers with cotton balls that contain different smells of spices. Children will be able to pretend play in their restaurant and use these spices. They will be able to describe the smells and which ones they prefer on their “food”