





Where we live!!!!





Where we live!!!!

I will introduce my curriculum to the students with a story and talk to them about each question by using different culture puppets to demonstrate each sub-theme question. Lots of pictures will be shown of different homes and foods and also animal habitats. The children will then be asked to share amongst the class what makes their home their home, what makes their home different? I will then keep record of what I say and ask the question again at the end of the curriculum. I will also read the Book A very special home



SubTheme:

1. Where is your family from?
2. This is my Home!
3. When kinds of homes do people live in?
4. what food do you eat at your home?
5. Where do different animals live?

Introducing this curriculum will start off as visual learning. I will take the children out for a walk to look at all the different buildings and homes. We will then go back in class and talk about the different homes we saw on our walk.

Where Is Your Family From?

Art:1. Family Tree: students will be able to create their family trees by using pictures they bring from home. they will be able to use Material such as green, yellow, orange, pink, brown tissue paper and construction paper to create their own tree. **2.** Family Portrait. Students will be able to create their own Family portraits using paint, markers, crayons, and construct They will then place their Portraits into a picture frame.



Movement:3. Scavenger hunt: find my family Students will be going around the classroom searching for their family picture.

Music: Family song: Sesame street
This song is a great song for the children to appreciate their family.




This is my home!

Art: Create your own home:
Students will be able to gather materials from around the world and create their own home. There will be many materials such as paint, Paper tissue paper buttons.



Book: Mi Casa Is My Home by Laurene Sala
The Three Little Pigs - by DK

Dramatic play: 3 little pigs , the children will be able to reenact or create their own story of the three Little pigs. I will provide pig toys and pig costumes And puppets for my class.



What kinds of homes do people live in?

Book: A ticket around the world by Natalia Diaz ,

Wonderful homes from around the world by: Yoshio Komatso

Music/ movement:
the airplane song by Laurie Berkner,
pretend to be an airplane.



Literature Introducing Student bio:
the bio will have the child's ethnicity and nationality. Each day a child will be chosen and we will learn about where they are from. (parents help) or even teachers help.

Geography/Art: Explore the globe. Students will be able to create homes from around the world. After reading Wonderful homes from around the world by Yoshio Komatso, they will be given many materials just as they used for creating their own homes. They will be able to also create their own globe by using many materials such as tissue paper, paint, construction paper and glue.



What's your favorite food to eat?

Pretend play: Exploring New foods. The children will be able to play with the dramatic play area and see the different types of four or that are available and compare whether or not they eat that food at home.

Book: My Food, Your food by Lisa Bullard



Art: draw your favorite food, Food collage Students will be able to create their own collage using magazines and printable pictures of food. The children will also be able to draw their own interpretation of their favorite food or some thing to eat at home.



Where do different animals live?

Art:1.Creating animal habitat.

This activity the children will be able to create any animal habitat using dirt, mug, water, grass, hay, seaweed, and sticks. and placing in in a box as a display.



Book:where do animals live?by Alejandro Algarra

Movement: Animal homes song, children will act like the animals in the song.

Science/sensory : Playing and exploring habitats. With this activity the children will be able to explore their sense of touch by playing with some things that are involved inside some animals habitat. Some materials are dirt, mug, water, grass, hay, seaweed, and sticks.

