

Insecurity at Train Stations on NYC

Kevin Chango - CRJ 204



Neighborhood report


01
Racial and ethnic

02
Housing income

03
Crime statistics

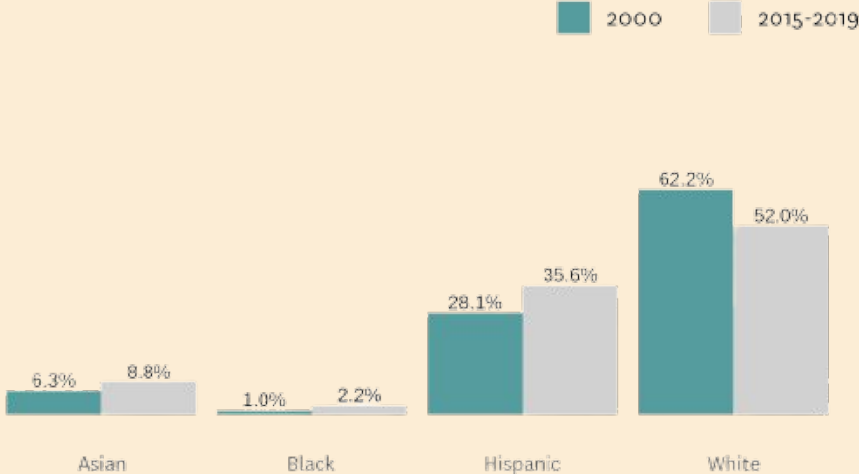
04
Research Question

Insecurity at Train
Stations on NYC



01 Racial and Ethnic

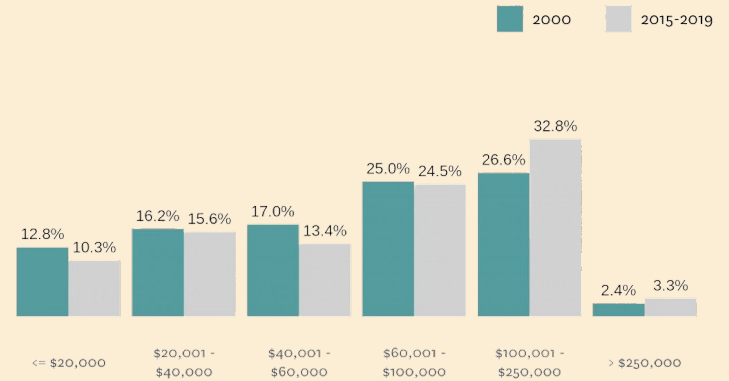
Racial and Ethnic Composition of Ridgewood/Maspeth



Sources: Census (2000) and American Community Survey (2019), Furman Center

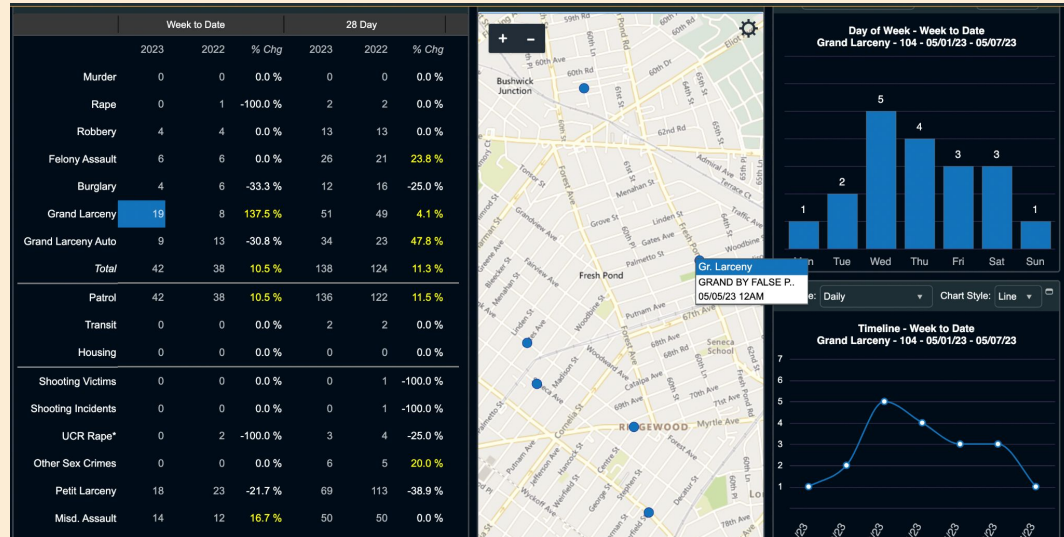
02 House income

Household Income Distribution in Ridgewood/Maspeth (2021\$)



Sources: Census (2000) and American Community Survey (2015-2019) via IPUMS USA, Furman Center

03 Crime Statistics



04 Research Question



Conclusion



Resources

NYC Planning Population Factfinder (no date) *NYC Population FactFinder*. Available at:

<https://popfactfinder.planning.nyc.gov/>

Ridgewood/Maspeth Neighborhood Profile. NYU Furman Center. (n.d.).

<https://furmancenter.org/neighborhoods/view/ridgewood-maspeth>

Bureau, U. S. C. (n.d.). Retrieved from

https://data.census.gov/profile/ZCTA5_11385?g=860XX00US11385

(N.d.). Retrieved from https://ziplook.house.gov/htbin/findrep_house?ADDRLK33760111033760111