

Jonathan Ramos

CRJ 204

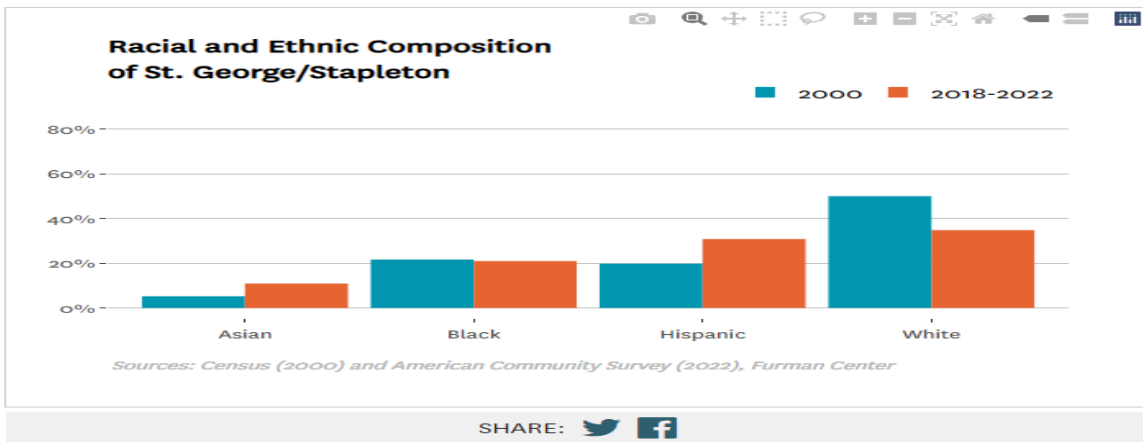
Professor Margaryn

Neighborhood Report

Staten Island as a borough is Mariners harbor is part of St. George/Stapleton. Over the last 2 decades the demographics of Hispanics has risen to 30.8% while for the Black Community it has gone down just slightly to 21%. Asian's Have gone up to 10.9%. Whites have gone down to 34.8%.

DEMOGRAPHICS

In 2022, there were an estimated 184,556 people in St. George/Stapleton, of which 10.9% identified as Asian, 21.0% identified as Black, 30.8% identified as Hispanic, and 34.8% identified as White.

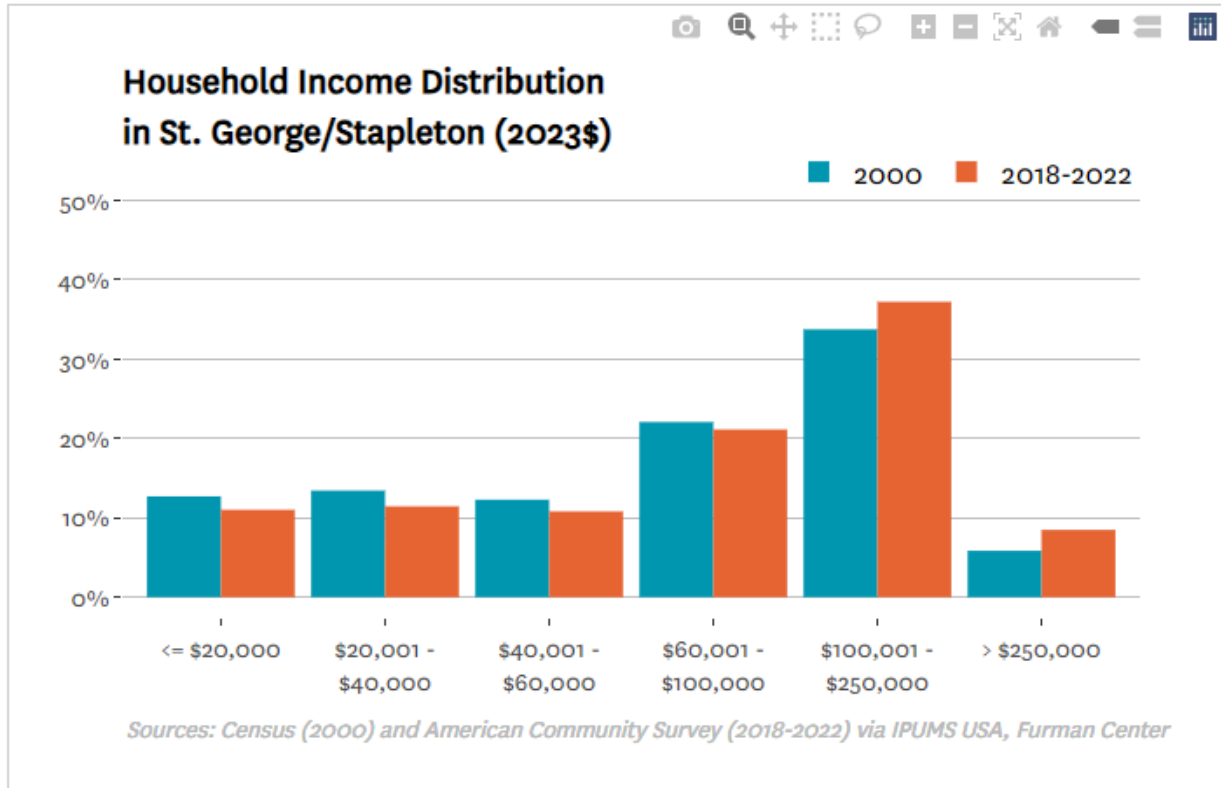


[Download Data \(Excel\)](#)

In 2022, the household income group with the largest share (37.2%) of households was \$100,001 - \$250,000. In 2000, the same household income group had the largest share as well, with a slightly lower share of 33.7%.

The household income group with the largest share was 100,001 - 250,000 in 2022 while in 2000 it maintained around the same margin.

In 2022, the household income group with the largest share (37.2%) of households was \$100,001 - \$250,000. In 2000, the same household income group had the largest share as well, with a slightly lower share of 33.7%.



SHARE:  

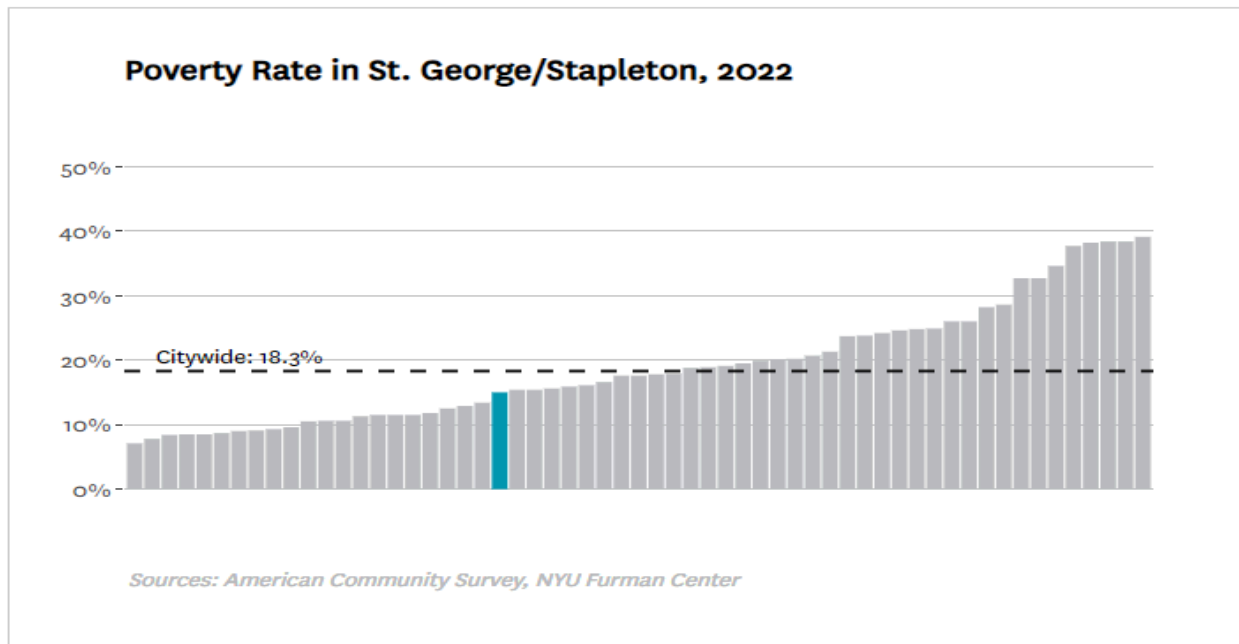
[Download Data \(Excel\)](#)

Median household income in 2022 was \$84,350, about 9% more than citywide median household income (\$77,550). The poverty rate in St. George/Stapleton was 15.0% in 2022 compared to 18.3% citywide.

The poverty rate in St. George/Stapleton is 15.0% in 2022 which compared to 18.3% citywide.

The median gross rent is 1,690 in 2022 over 1,390 in 2006. It represents a 21.6% increase in the same period.

Median household income in 2022 was \$84,350, about 9% more than citywide median household income (\$77,550). The poverty rate in St. George/Stapleton was 15.0% in 2022 compared to 18.3% citywide.



SHARE:  

[Download Data \(Excel\)](#)

RENTERS AND RENTAL CONDITIONS

Real median gross rent in St. George/Stapleton increased from \$1,390 in 2006 to \$1,690 in 2022. This represents a 21.6% increase over the same period. The overall rental vacancy rate in St. George/Stapleton was 7.0% in 2022.

Property crime in St. George/Stapleton in comparison to Staten Island itself is at the same rate.

Violent crime in St. George/Stapleton in comparison to Staten Island is higher than the entire borough.

NEIGHBORHOOD SERVICES AND CONDITIONS

The serious crime rate, including property and violent crime types, was 2.1 serious crimes per 1,000 residents in 2023, compared to 3.1 serious crimes per 1,000 residents citywide.



SHARE:  

Work Cited

<https://furmancenter.org/neighborhoods/view/st-george-stapleton>