

# Winter Wonderland

By: Akera Phillips

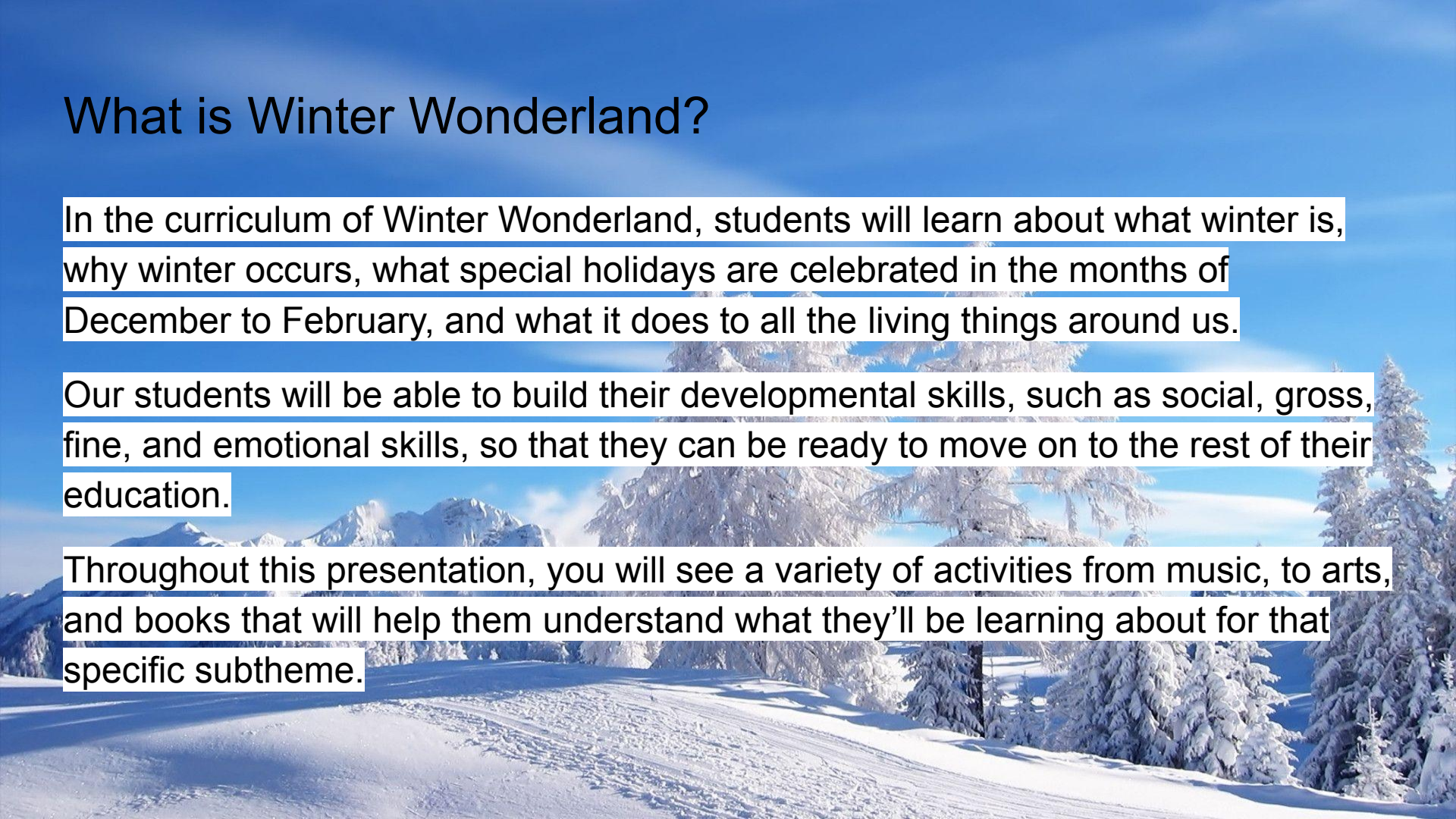


# What is Winter Wonderland?

In the curriculum of Winter Wonderland, students will learn about what winter is, why winter occurs, what special holidays are celebrated in the months of December to February, and what it does to all the living things around us.

Our students will be able to build their developmental skills, such as social, gross, fine, and emotional skills, so that they can be ready to move on to the rest of their education.

Throughout this presentation, you will see a variety of activities from music, to arts, and books that will help them understand what they'll be learning about for that specific subtheme.





# How do you prepare for the cold winter? What clothing do you wear?

- Students will learn about the new attire and transition into winter. We will also speak about the importance on “bundling up” in the winter time as well.

## Reading:

- I See Winter by Charles Ghigna
- The Hat by Jan Brett

## Activities

- In the dramatic play area, I will provide a variety on winter clothing where the students get to try on the clothing. They will learn how zippers, buckles and ties work. This boosts the fine motor development skills.
- I will print out clip art images of someone in black and white wearing basic winter attire, and they get to use all the colors in the world to customize and bring color to the picture.
- Students can now take a paper and coloring pencils to draw themselves in their winter attire. Must include pieces such as hats, gloves, scarves, etc. They will then present their portrait.



# What is snow and what does it look like?

Students will learn about precipitation and then at the end will make their own forms on the snowmen or snowflake.

## Reading:

- We will read *The Snowy Day* by Ezra Jack Keats

## Arts:

- Students will create their own snowflakes, then decorate them/color, so we can hang them down from the ceiling in the classroom
- They will create playdough snowmen and use other material surround them (pipe cleaners, eyeballs) to create their own character

## Building Gross and Fine Motor Skills:

- Students will use a pretend snowball, which would be a small white bean bag and toss it to each other around the classroom in our circle time mat.





# What do you like about winter?

Student will express what they like to do in the winter. Is it the family time? Playing in the snow? Making cookies? Drinking hot chocolate? Going ice skating? Having a snowball fight?

## Reading:


- The First Day of Winter by Denise Fleming

## Arts and Crafts:

- Mark Making: they will create how the winter feels to them, They can use glitter, paint to splash colors, and markers.
- Students will create a painting of what they like to do most in the winter and present it to the class. It will be on a big poster paper.

## Movement:

- The Floor is Lava/ Floor Tape Game  
Instead of hot lava, the floor will be ice and if they step on the "ice" the plate, they slip and fall, which means they immediately have to start over again. It enhances the skills of having patience and taking your time, which is a valuable lesson.





# Holidays!

- Students will be informed and taught about the many different holidays that occur in the winter time. I will introduce, Mardi Gras, Hanukkah, and Christmas

## Reading:

- The Story of Hanukkah by David A. Adler
- Gaston Goes to Mardi Gras by James Rice
- Llama Llama Holiday Drama by Anna Dewdney

## Art

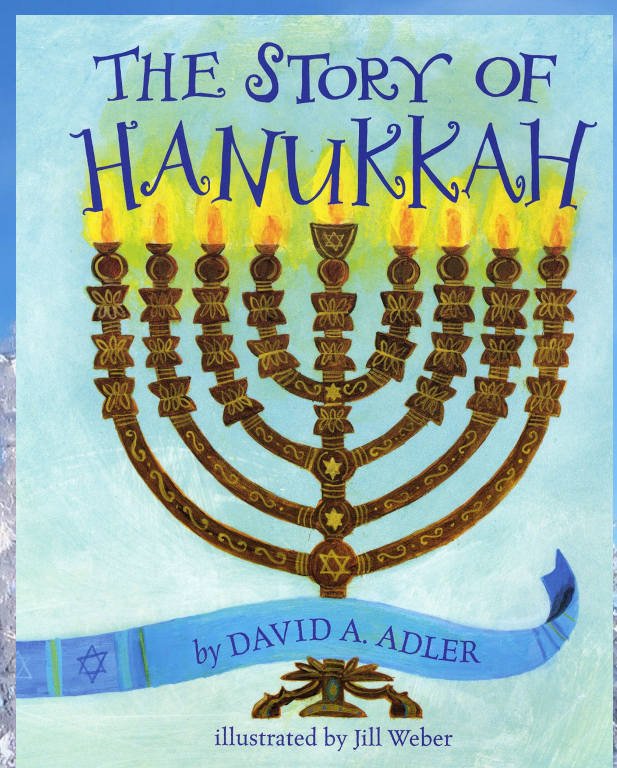
- I will provide small wooden, kid friendly dreidels where they can paint and decorate their dreidel. After it's dried, they can play or spin their dreidel.

## Music:

- As a fun activity, students will try to memorize the "12 Days of Christmas." We will sing it throughout the month of December.

## Dramatic/ Play:

- Students will learn about what Mardi Gras and how it's celebrated in the County of Brazil. They will theme receive a paper mask and decorate it however they like. There will be feathers, paint, glitter and many more materials to choose from.





# Black History Month

- Each day in the month of Feb, the student will learn about a black civil rights activist, a poet, an scientist, artist, or singer

## Reading:

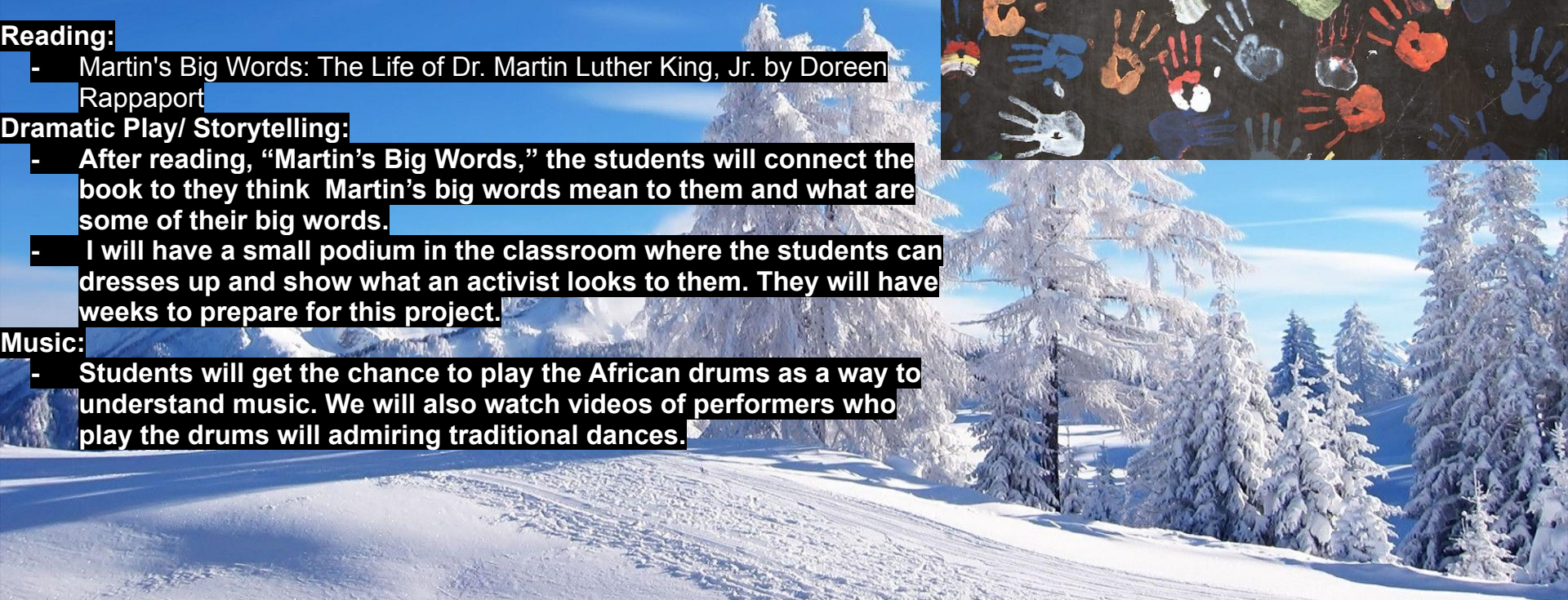
- Martin's Big Words: The Life of Dr. Martin Luther King, Jr. by Doreen Rappaport

## Dramatic Play/ Storytelling:

- After reading, "Martin's Big Words," the students will connect the book to they think Martin's big words mean to them and what are some of their big words.
- I will have a small podium in the classroom where the students can dresses up and show what an activist looks to them. They will have weeks to prepare for this project.

## Music:

- Students will get the chance to play the African drums as a way to understand music. We will also watch videos of performers who play the drums will admiring traditional dances.



# Animals Surviving the Winter

- We focus on animals in specific areas of the world with particularly cold climates, such as penguins and polar bears and those that are in hibernation as well.

## Books:

**Time To Sleep by Denise Fleming**

## Arts

- They will create an actual home for the animals of their choosing from the ones they learned about in hibernation.

## Dramatic Play Area:

- I will turn the area into a bear's den and pretend to hibernate

## Sensory play / Math:

- Students will sort and count the different color plastic bears

## 11 Animals That Hibernate

